


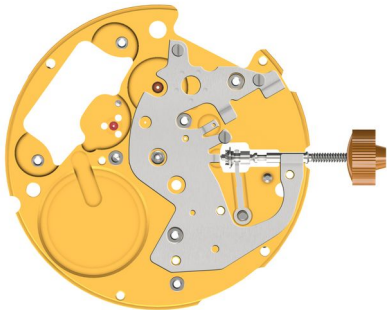


1 2000.675.G Main plate D


2  3000.189.CO Stem


3  3001.056.FI Sliding pinion


4  9020 Moebius 9020




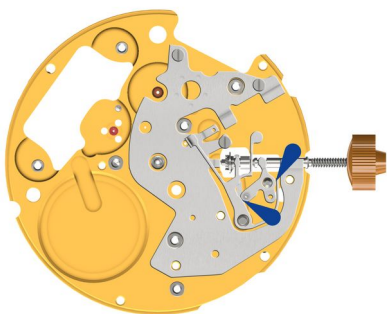
5  2130.204 Setting mechanism cover


6  4000.321 Screw

7  4000.321 Screw


8  4000.321 Screw

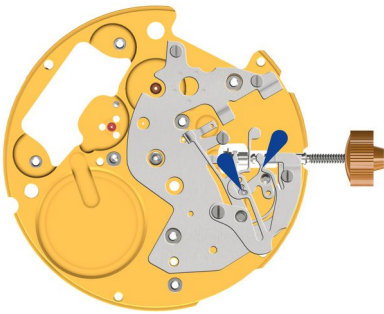
9  3015.083 Bottom yoke
Insert bottom yoke under the sliding pinion.







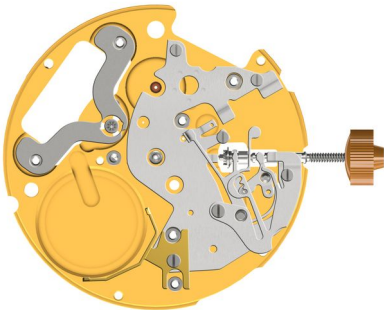
10  3017.056.CO Setting lever




11  3015.082 Yoke
Tensioning the spring arm.


12  8200 Moebius 8200

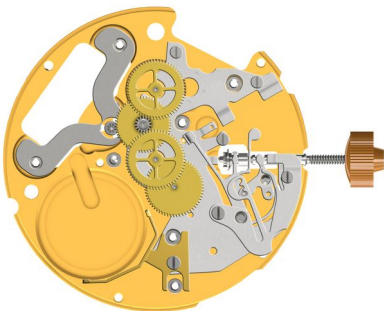






- | | | | |
|----|---|----------|------------------------------------|
| 13 |  | 3905.069 | Setting lever jumper (3 positions) |
| 14 |  | 4000.312 | Screw |
| 15 |  | 4000.328 | Screw |
| 16 |  | 8200 | Moebius 8200 |

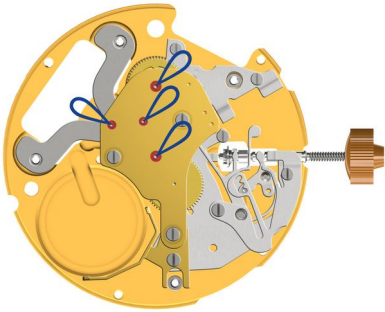







- | | | | |
|----|--|---------------------------------|-------------------|
| 17 |  | 3601.117.G | Battery clamp (+) |
| 18 |  | 4000.244 | Screw |
| 19 |  | 3622.042
Mark "Z" on stator. | Stator |

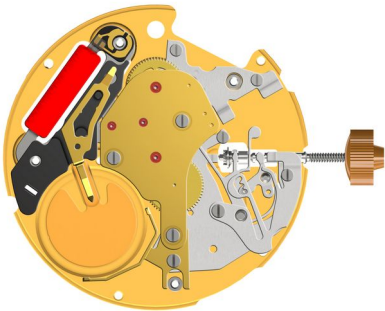
- | | | | |
|----|---|-------------|-------|
| 20 |  | 3715.103.RK | Rotor |
|----|---|-------------|-------|







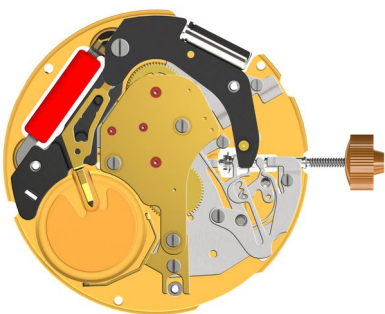
- | | | | |
|----|---|-------------|--------------------------------|
| 21 |  | 3147.056.CO | Intermediate wheel |
| 22 |  | 3122.059.CO | Third wheel |
| 23 |  | 3136.168.CO | Small second wheel D Aig. |
| 24 |  | 3136.163.CO | Center second wheel short Aig. |





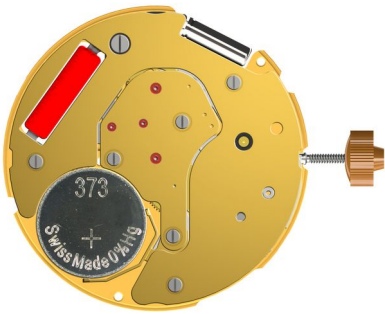
- | | | | |
|----|---|------------|--------------------|
| 25 |  | 2020.180.G | Train wheel bridge |
| 26 |  | 4000.279 | Screw |
| 27 |  | 4000.279 | Screw |
| 28 |  | 4000.279 | Screw |
| 29 |  | 9014 | Moebius 9014 |








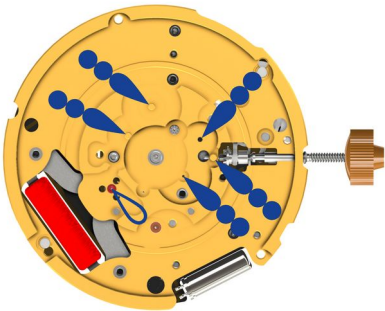
- | | | | |
|----|---|-------------|--|
| 30 |  | 3621.060.RK | Coil
<i>Attention: Please hold the coil only on the grey coil core.</i> |
| 31 |  | 3603.075 | Battery insulator |
| 32 |  | 3603.074 | Bridle (-) insulator |
| 33 |  | 3601.116 | Bridle (-) |



- | | | | |
|----|---|----------|----------------------|
| 34 |  | 3612.181 | Electronic module SM |
| 35 |  | 4000.318 | Screw |




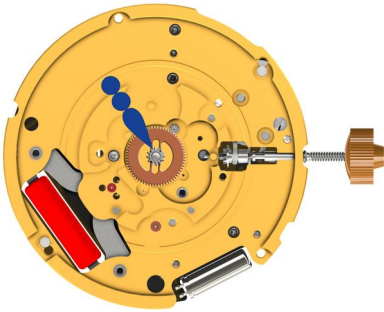
- | | | | |
|----|---|----------------------|-------------------------|
| 36 |  | 2130.168.G.M01.6004D | Electronic module cover |
| 37 |  | 4000.102 | Screw |
| 38 |  | 4000.102 | Screw |
| 39 |  | 4000.102 | Screw |
| 40 |  | 3600.031.HGF | Battery |






- | | | | |
|----|---|-----------|--|
| 41 |  | 9014/9020 | Moebius 9014 / Moebius 9020
1x Moebius 9014 / 5x Moebius 9020 |
|----|---|-----------|--|

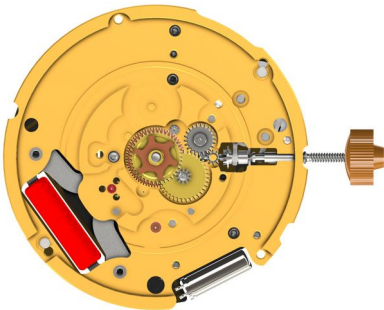



- | | | | |
|----|---|------|--------------|
| 42 |  | 9020 | Moebius 9020 |
|----|---|------|--------------|





43   3305.345.CO Cannon pinion with driver D closed Aig.



44  9020 Moebius 9020





45   3004.253.FI Setting wheel D

46   3004.252.FI Intermediate setting wheel

47   3007.087.CO Minute wheel D


48   3301.335.CO Hour wheel D Aig.





49  3315.001 Friction spring

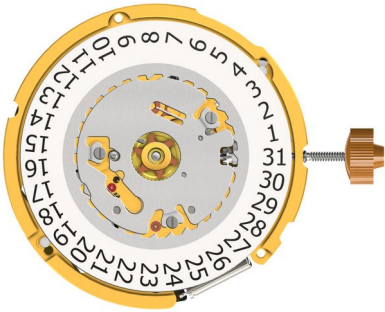
50  3147.084 Date intermediate setting wheel D






51  3004.235 Date indicator driving wheel D

52  3504.239.AA.1.A Date indicator

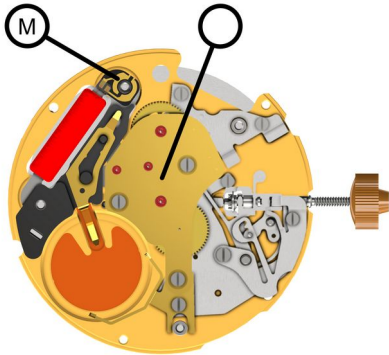
53  3500.077 Date jumper D

54  8200 Moebius 8200

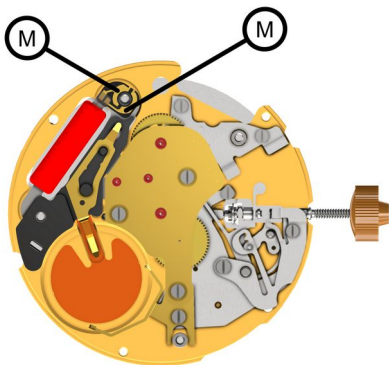


55		3905.103	Date jumper spring Lube and insert the spring.
56		2130.217	Date indicator maintaining plate
57		4000.300	Screw
58		4000.300	Screw
59		4000.300	Screw

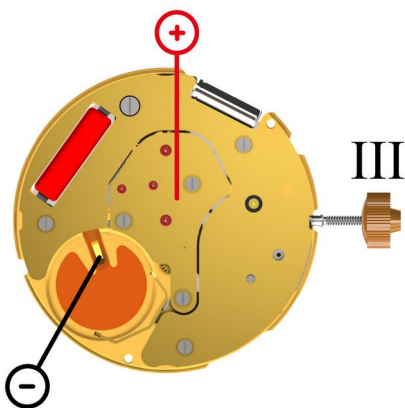
Measurement



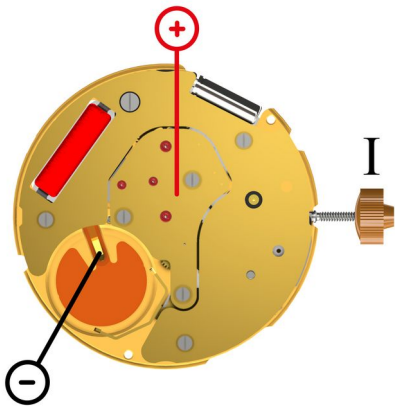
Coil insulation M
infinite



Coil condition movement
(min./max.) 1610 - 1810 Ohm (3621.060.RK)



Setting stem in position III, 60 s measuring interval.
(typ./max.) 0.10 / 0.30 μ A



Setting stem in position I, calendar not in gear, 60s measuring interval.


(typ./max.) 1.03 / 1.85 μ A

60s measuring interval

-10 .. +20s/mth

Lower working voltage limit

<1.20 V



Battery tension

typ 1.5V (3600.031.HGF)