

# Tension Setting for Gem Rings

- Tension setting is simple and can be done with ease.
- It is a great way of showing off your gemstones with very little metal surrounding them.
- See them sparkle all the way through as light enters the gemstone all over.






## What is tension setting?

Tension setting involves a single stone being held in place by the tension of the metal band.

You can use all sorts of metals to make your band as long as you anneal it. Annealing is to heat your piece to a cherry red and then quench in water while hot, this will add tension / hardness to your band.

Make your metal band of your choice and choose a stone to set. The stone height must not exceed the thickness of your metal band.



## Tools for the Job, with easy to follow steps

### Step 1:

Once you have formed your ring blank using a strip of your chosen metal, file the comfortable inner "court shape" (D shape) profile using our half round file and create the gemstone holding grooves.

1. **Half Round File** - Invest in Vallorbe Swiss, Habilis (integral handle), Ref: 26021 @ **£20.25**
2. **Bench Peg Anvil Kit** - Jewellers traditional work holding apparatus, Ref: A4850 @ **£12.70**
3. **Ball Drill** - Groove inside band for setting the gemstone, Ref: 119300006 @ **£0.70p**
4. **Foredom Micromotor Kit** - Very multi-purpose, variable speed "Best Seller", Ref: K1070CE @ **£275.00**

### Step 2:

Now anneal the piece and using pickle salts to remove the fire / heating stains, your piece will be ready for finishing to your design choice.

5. **Micro Torch** - Heat torch for annealing, Ref: M4184 @ **£28.65**
6. **Solder Block** - To place your item on whilst heating, Ref: S4255 @ **£4.75**
7. **Heat Tweezers** - For holding your band / ring whilst hot, Ref: T31950 @ **£1.75**
8. **Beaker** - After heating place band in water to cool, Ref: J32080 @ **£1.45**
9. **Pickle Salts** - Removes heat / fire stains due to heating, 500g, Ref: P5231 @ **£6.60**
10. **Copper Bowl** - Pickling solution dish, Ø100mm, Ref: B31898 @ **£10.95**
11. **Copper Tweezers** - For placing / removing band from the pickle solution, Ref: T6283 @ **£4.10**

### Step 3:

Using the silicone tipped jewel picker, you can precisely set the gemstone using the expanding ring clamp.

12. **Stone Picker (Silicone End)** - Pick up to put the stone in place, Ref: P32169 @ **£4.95**
13. **End Screw Clamp** - Open / close your band for setting gemstone, Ref: R4624 @ **£3.65**



Full details on any of the products featured are available on our website ~ [www.cousinsuk.com](http://www.cousinsuk.com)

[www.cousinsuk.com](http://www.cousinsuk.com)

Your No.1 Tool & Consumables  
Wholesale Supplier

Tel: 0044 (0) 1708 757800

Same Day Dispatch

\*All prices are nett exclusive of carriage & vat.

Visit Our  
Trade Showroom

In the "Jewellery Quarter"  
41 Warstone Lane, Hockley,  
Birmingham, B18 6JJ.  
Monday to Friday 8.30am-5.00pm

Mastercard VISA Maestro