



1. Please make sure the emergency button is off position.



2 Turn the green button on the front of the machine to the on position and check the lamp is on



3. When Vacuum motors is off position push the polishing motor's on/of button several times and listen very carefully. Because during this operation, you should hear a special sound (a tick sound) which come from inside of the machine(**it will come from contactor**)



Contactor

4. If you could not hear any sound from contactor.


1a. Emergency button could be out of order.



1b. Or Polishing motor on/off switch could be defected.

5. If you hear the tick sound which come from contactor.

2a. You should check the contactor output power exist or not.





2b. You should check the special emergency switch under the cover. This switch assambled back side of the lighter. You should chek the return voltage already exist.

2c. You should check the fuse of the MFR (frequencemeter) which assamble inside of the box assamble under of the machine.

