

# Slip Joint Adapter Instructions


**FOREDOM**<sup>®</sup>

Foredom Electric Company


16 Stony Hill Road

Bethel, CT 06801 USA


[www.foredom.net](http://www.foredom.net)



**1.** Place shaft adapter on motor hub. Align set screw with flat side of motor hub and tighten with hex key.



**2.** Screw motor connector onto motor. Motor connector has a left hand thread and must be turned counterclockwise (left) to tighten.



**3.** Lightly grease tip of flexible shaft. Align the square end of shaft with the square hole in the shaft adapter. Finally, screw the outer sheath into the motor connector.