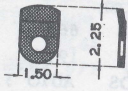

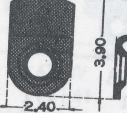


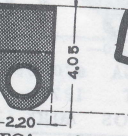

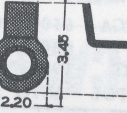
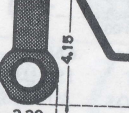



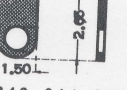




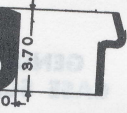


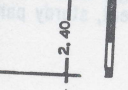
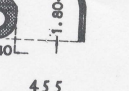
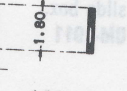
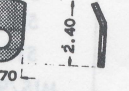
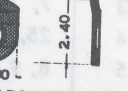


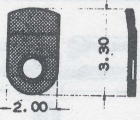

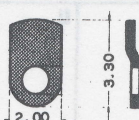


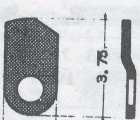

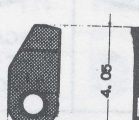
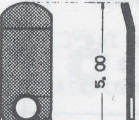
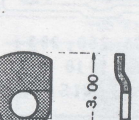
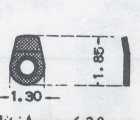

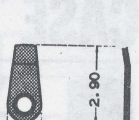
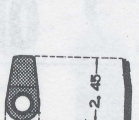
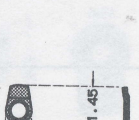
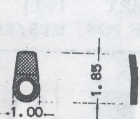
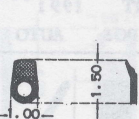
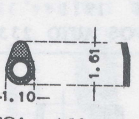
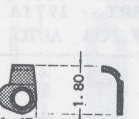

Ω OMEGA CASE CLAMPS Ω

<p>8</p>  <p>OMEGA 244, 252 PART 1975 BF POS MIS/210</p>	<p>9</p>  <p>OMEGA 244 PART 1975A BF POS AUTO 2293</p>	<p>10</p>  <p>OMEGA 265, 266, 267, 268, 283, 284, 285 PART 1911 BF POS AUTO 2336</p>	<p>11</p>  <p>OMEGA 267, 284 PART 1991 BF POS AUTO 2308</p>	<p>12</p>  <p>OMEGA 320 PART 1911 BF POS MIS/880</p>
<p>13</p>  <p>OMEGA 320 PART 1974 BF POS MIS/873</p>	<p>14</p>  <p>OMEGA 320 PART 1975 BF POS MIS/882</p>	<p>15</p>  <p>OMEGA 321 PART 1911 BF POS MIS/1342</p>	<p>16</p>  <p>OMEGA 321 PART 1974 BF POS MIS/1343</p>	<p>17</p>  <p>OMEGA 332 THRU 355 PART 1911 BENT BF POS AUTO 1276</p>
<p>18</p>  <p>OMEGA 332 THRU 355 PART 1975 BF POS AUTO 2333</p>	<p>19</p>  <p>OMEGA 342, 344, 351, 354 PART 1974 BF POS AUTO 2334</p>	<p>20</p>  <p>OMEGA 342, 344, 351, 352 353, 354, 355 PART 1911 FLAT BF POS AUTO 2364</p>	<p>21</p>  <p>OMEGA 342, 344 PART 1911A BF POS AUTO 2384</p>	<p>22</p>  <p>OMEGA 342, 344, 351, 352, 354 PART 1974A BF POS AUTO 3890</p>
<p>23</p>  <p>OMEGA 361, 371 PART 1911 BF POS AUTO 2335</p>	<p>24</p>  <p>OMEGA 410, 420 PART 1911 NEW BF POS AUTO 2337</p>	<p>25</p>  <p>OMEGA 410, 420 PART 1911 OLD DISCONTINUED</p>	<p>26</p>  <p>OMEGA 410, 420 PART 1974 BF POS AUTO 2309</p>	<p>27</p>  <p>OMEGA 410, 420 PART 1974B BF POS AUTO 2310</p>
<p>28</p>  <p>OMEGA 430 PART 1911 BF POS AUTO 3723</p>	<p>29</p>  <p>OMEGA 455 PART 1911 NEW BF POS AUTO 2221</p>	<p>30</p>  <p>OMEGA 455 PART 1911 OLD DISCONTINUED</p>	<p>31</p>  <p>OMEGA 455 PART 1911B NOT IN PRODUCTION</p>	<p>32</p>  <p>OMEGA 470, 471, 491, 501 503, 504, 505, 520 PART 1911 BF POS AUTO 2338</p>

GENUINE OMEGA FACTORY REPLACEMENT PARTS

BESTFIT SYSTEM #OM-1911

OMEGA CASE CLAMPS

<p>33</p>  <p>OMEGA 470, 471, 501, 503, 504, 505 PART 1974A BF POS AUTO 3296</p>	<p>34</p>  <p>OMEGA 470, 471, 491, 501, 503, 504, 505, 510, 520 PART 1974B BF POS AUTO 3297</p>	<p>35</p>  <p>OMEGA 550 THRU 562, 600, 610 PART 1911 BF POS AUTO 4557</p>	<p>36</p>  <p>OMEGA 550 THRU 562, 600, 610 PART 1911S BF POS AUTO 4558</p>	<p>37</p>  <p>OMEGA 550 THRU 561 PART 1974 BF POS AUTO 4563</p>
<p>38</p>  <p>OMEGA 550 PART 1974A BF POS AUTO 4564</p>	<p>39</p>  <p>OMEGA 570, 571 PART 1911 BF POS AUTO 3814</p>	<p>40</p>  <p>OMEGA 570, 571 PART 1974A BF POS AUTO 4566</p>	<p>41</p>  <p>OMEGA 570, 571 PART 1974C BF POS AUTO 4567</p>	<p>42</p>  <p>OMEGA 552, 590, 591 PART 1911 BF POS AUTO 4568</p>
<p>43</p>  <p>OMEGA 620 PART 1911 BF POS AUTO 5221</p>	<p>44</p>  <p>OMEGA 620 PART 1911S BF POS AUTO 5222</p>	<p>45</p>  <p>OMEGA 620 PART 1974 NOT IN PRODUCTION</p>	<p>46</p>  <p>OMEGA 620 PART 1974A BF POS AUTO 5223</p>	<p>47</p>  <p>OMEGA 660 PART 1911 BF POS AUTO 5224</p>
<p>48</p>  <p>OMEGA 660 PART 1911B BF POS AUTO 5225</p>	<p>49</p>  <p>OMEGA 660 PART 1911D BF POS AUTO 5226</p>	<p>50</p>  <p>OMEGA 650, 670, 680, 681 PART 1911 BF POS AUTO 5227</p>	<p>51</p>  <p>OMEGA 670, 680, 681 PART 1911S BF POS AUTO 5228</p>	<p>52</p>  <p>OMEGA 670, 680, 681 PART 1974 BF POS AUTO 5229</p>