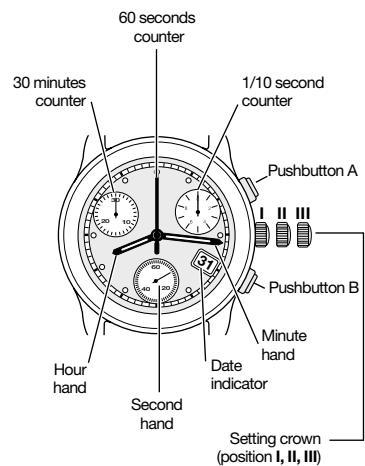


**DISPLAY**

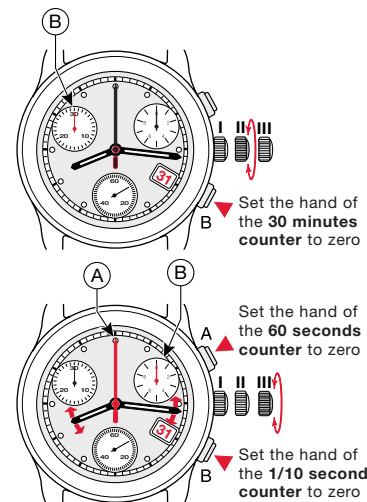
Watch hands



**A**

**SETTING THE COUNTERS TO ZERO**

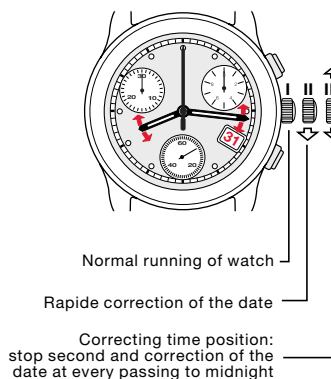
Setting crown in position II or III



**B**

**SETTINGS**

Crown 3 positions

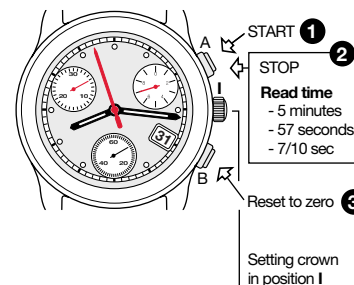


**Note**  
Setting crown in position III : **STOP-SECOND**

**C**

**TIMING MODE**

Simple timing function



1 to 3 order of functions

**WARNING**  
Before starting the time, put back the chronograph hands to their original position.  
If necessary, see paragraph SETTING THE TIMERS TO ZERO.

**D**

GB USA

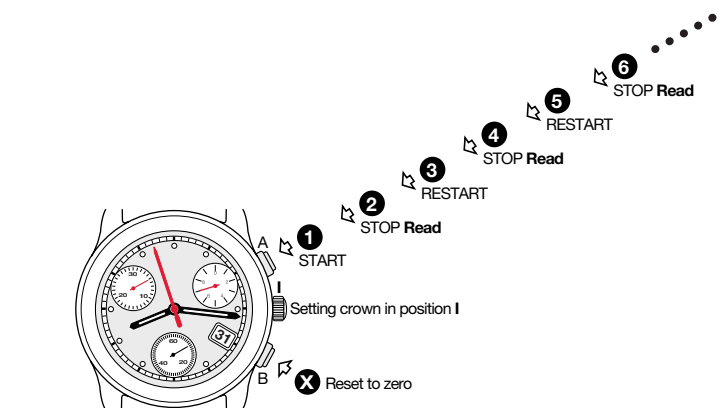
ETA G15.211  
ETA G15.21A

*Eta Swiss Quartz*

289 318 - 01.09.2004 / ETA / 02

**TIMING MODE**

ADD function

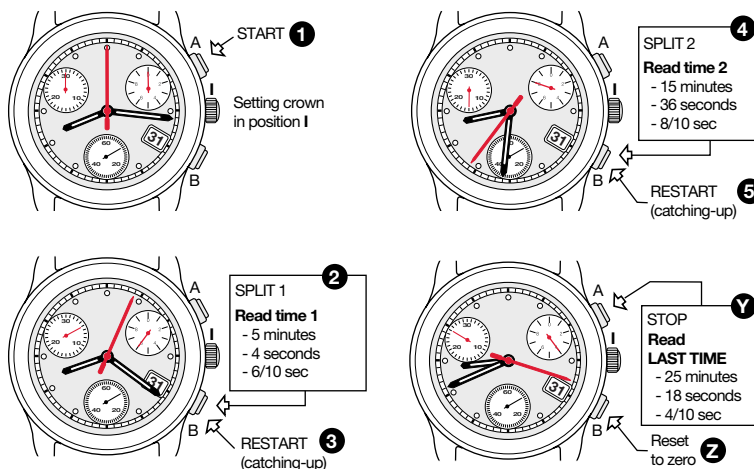


1 to X order of functions

**E**

**TIMING MODE**

SPLIT-TIME or INTERMEDIATE TIMES function



1 to Z order of functions

**F**