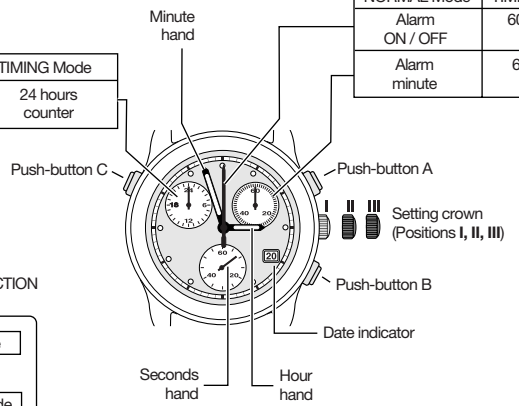


DISPLAY

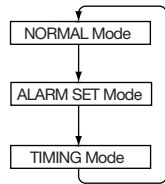
A

Watch hands

NORMAL Mode	TIMING Mode
Alarm hour	60 seconds counter
24 hours counter	60 minutes counter



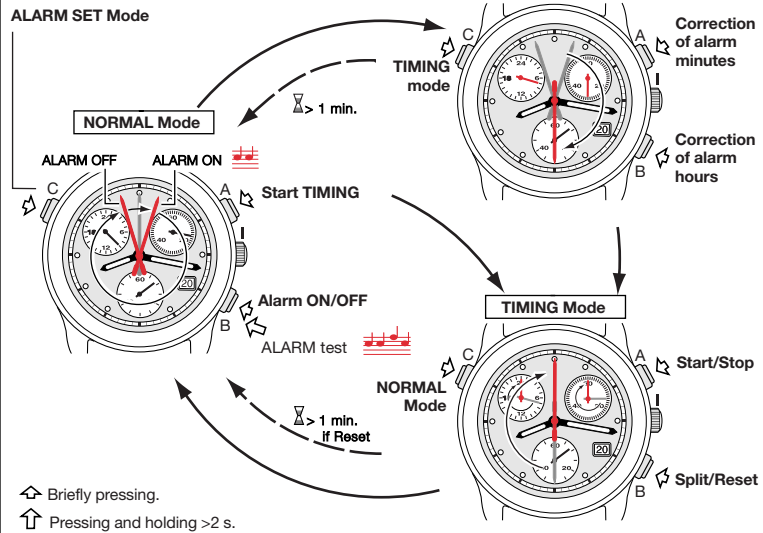
Push-button C FUNCTION



FUNCTIONING

B

GB



CHRONOGRAPH WITH ALARM

ETA G10.791

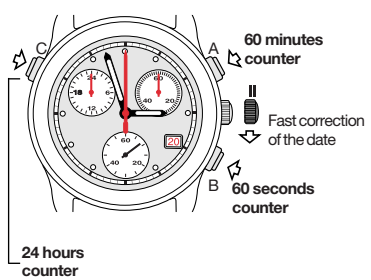
ETA SA Manufacture Horlogère Suisse depuis 1793

317 326 - 15.01.2004 / ETA / 01

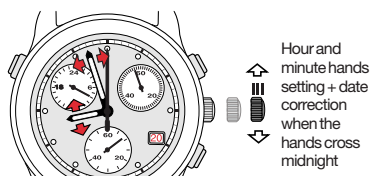
SETTINGS

C

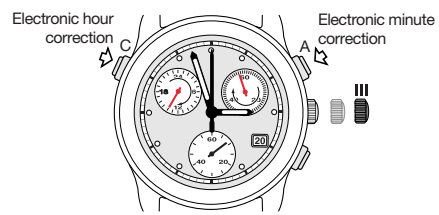
Crown in position II - Reset the hands to zero:



Crown in position III - analog time setting:



Crown in position III - electronic time setting:



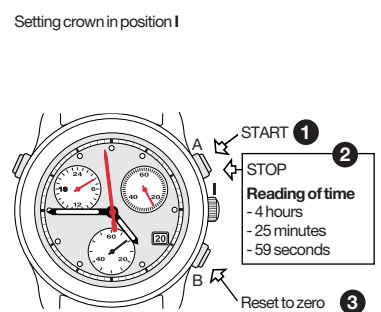
Note 1
Alarm is operating correctly if electronic time and analog time are identical.

Note 2
Setting crown in position III:
STOP SECOND MOVEMENT STOP AFTER 8 MINUTES (crown in I and any push-button to resume)

TIMING MODE

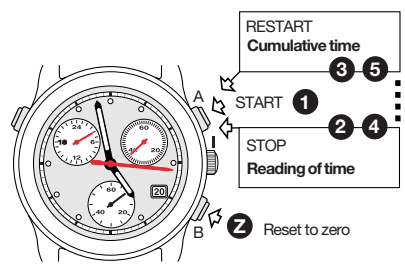
D

Simple timing function



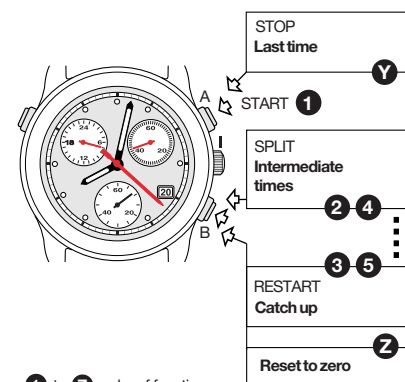
1 to 3 order of functions

ADD function



1 to 2 order of functions

SPLIT-TIME or INTERMEDIATE TIME function



1 to 2 order of functions

NOTE
Before each timing operation, the chronograph hands must be in their original settings. If necessary, refer to the paragraph entitled "SETTINGS - Reset the hands to zero"