



Calibre No.	5206A	Jewels	23j	Style Name
-------------	-------	--------	-----	------------




Cal. 5206A



### Characteristics

- Casing diameter : 25.60 $\phi$  mm
- Maximum height : 3.95 mm
- Vibrations per hour : 28,800
- Automatic and auxiliary hand winding with sweep second
- Calendar (day & date)
- Spontaneous day & date change
- Instant setting device for day & date calendar
- Bilingual change-over system for day of week
- Second-setting device
- Micro-adjustor or outside micro-adjusting device
- "Diashock" Shock Resistant Device
- "Diafix" Oil Lubrication Device



112038



122006



161008



171035



171036



201054



224012



225008



231012



241016



245006



251018



301012



310030



315014



331007



341010



344002



344080



345010



395003



395004



013934



261009



271012



281006



282006



283006



285023



286003



361002



363003



381007

- ☆ 383012
- ☆ 383013
- ☆ 383014



384009



388006



387006



391006



396003



399007



468001



014603



014604



014605



011221



014317



014417



015161



015551



015531



015513



354026



191011



429001



509036



511004



514003



531002



848003



851002





854002

—continued on reverse page—

<b>Calibre No.</b> <h1 style="text-align: center; margin: 0;">5206A</h1>	<b>Jewels</b> <h1 style="text-align: center; margin: 0;">23j</h1>	<b>Style Name</b>
---	--	-------------------

Characteristics  
 Case diameter: 35.80 mm  
 Maximum height: 3.85 mm  
 Vibrations per hour: 28,800  
 Automatic and auxiliary hand winding  
 with sweep second  
 Calendar (day & date)  
 Simultaneous day & date change  
 Instant setting device for day & date calendar  
 Manual over-ride system for day of week  
 Second-setting device  
 Micro-adjuster or outside micro-adjusting device  
 Dialback, Shock Resistant Lubrication Device  
 — continued —



∩	T	T	T	T	T	T	T
012121	012284	012285	012354	012513	012672	012673	012677
T	T	∩	∩	T	T	T	2/1
012679	012726	012744	012753	012754	013975	390005	

☆⇨ Please see remarks on the next reverse page.

Calibre No.		Jewels	Style Name	
<b>5206A</b>		<b>23j</b>		
PART NO.	LIST OF MATERIALS	PART NO.	LIST OF MATERIALS	
112038	Barrel & train-wheel bridge	015161	Diafix upper hole jewel with frame for escape wheel	
122006	Center wheel bridge	011221	Diafix upper cap jewel for escape wheel	
161008	Pallet cock	014417	Diafix upper spring for escape wheel	
171035	Balance cock (for outside micro-adjusting device)	015531	Diafix lower hole jewel with frame for escape wheel	
171036	Balance cock	011221	Diafix lower cap jewel for escape wheel	
191011	Framework for automatic device	015513	Diafix lower spring for escape wheel	
201054	Complete barrel with arbor & mainspring	429001	Holding ring for second reduction wheel	
224012	Center wheel & pinion with cannon pinion	509036	Oscillating weight with ball-bearing	
225008	Cannon pinion	511004	First reduction wheel	
231012	Third wheel & pinion	514003	Second reduction wheel	
241016	Fourth wheel & pinion	531002	Differential wheel	
245006	Sweep second pinion	848003	First reverser idler	
251018	Escape wheel & pinion	851002	Second reverser idler	
261009	Minute wheel	854002	Snap for reverser idler	
271012	Hour wheel	☆556005	Date finger	
281006	Setting wheel	559003	Date cam	
282006	Clutch wheel	630003	Date cam jumper	
283006	Winding pinion	631003	Date cam jumper spring	
285023	Ratchet wheel	655003	Date cam jumper guard	
286003	Sliding crown wheel	☆801017	Date dial	
301012	Jewelled pallet fork & staff	802006	Date driving wheel	
310030	Balance complete with stud	808007	Date dial guard	
315014	Balance staff	809001	Date jumper guard	
331007	Roller with jewel	810003	Date jumper	
341010	Regulator	817005	Intermediate date wheel	
344002	Regulator adjusting device (for outside micro-adjusting device)	868004	Day finger	
344080	Regulator adjusting device	☆870015	Day star with dial disk (English ↔ Japanese)	
345010	Stud holder	873006	Day jumper	
354026	Winding stem	☆884018	Holding ring for dial	
361002	Second-setting lever spring	☆884019		
363003	Sliding crown wheel spring	963002	Snap for day star with dial disk	
381007	Click	981001	Day-date corrector wheel rocker	
☆383012	Setting lever	012121	Stud screw	
☆383013		012284	Barrel & train-wheel bridge screw	
☆383014		012284	Balance cock screw	
384009	Yoke (Clutch lever)	012285	Center wheel bridge screw	
387006	Minute wheel bridge with intermediate wheel for day correction	012285	Pallet cock screw	
388006	Setting lever spring	012354	Setting lever spring screw	
390005	Setting lever axle	012513	Ratchet wheel screw	
391006	Second-setting lever	012672	Click screw	
395003	Micro-adjustor	012673	Friction spring screw for sweep second pinion	
395004	Micro-adjustor (for outside micro-adjusting device)	012677	Outside micro-adjusting screw (for outside micro-adjusting device)	
396003	Friction spring for sweep second pinion	012679	Micro-adjustor screw (for outside micro-adjusting device)	
399007	Casing clamp	012726	Casing clamp screw	
468001	Lower hole jewel with frame for pallet	012744	Framework screw for automatic device	
014603	Diashock upper frame	012753	Day jumper screw (Gilt)	
014604	Diashock lower frame	012754	Day jumper screw	
014605	Diashock hole jewel with frame	012754	Date cam jumper guard screw	
011221	Diashock cap jewel	012754	Date dial guard screw	
014317	Diashock spring	012754	Date jumper guard screw	
015551	Diafix upper hole jewel with frame for 4th wheel	012754		
011221	Diafix upper cap jewel for 4th wheel			
014417	Diafix upper spring for 4th wheel			

—continued on reverse page—

Calibre No. <b>5206A</b>		Jewels <b>23j</b>	Style Name
PART NO.	LIST OF MATERIALS	PART NO.	LIST OF MATERIALS
	— continued —		
011715	Upper hole jewel for center wheel	013024	Tube for setting lever spring screw
011146	Lower hole jewel for center wheel	013025	Tube for casing clamp screw
011540	Upper hole jewel for 3rd wheel	013026	Tube for day-date corrector wheel rocker (Tube for date jumper guard screw)
011540	Lower hole jewel for 3rd wheel	013027	Tube for bridge screw
011541	Lower hole jewel for 4th wheel	013481	Second reduction wheel pin
011546	Upper hole jewel for pallet	<b>013934</b>	<b>Micro-adjustor pin (for micro-adjustor)</b>
011151	Lower hole jewel for 1st reduction wheel	<b>013975</b>	<b>Eccentric dial pin</b>
011422	Upper hole jewel for differential wheel		
011157	Lower hole jewel for differential wheel		

**Remarks :**

**Setting lever**

There are three types of setting levers. They are used according to the structure of cases and the dial diameter. Select a suitable one by the following procedures referring to the shapes indicated in the photos and Fig. 1.  
In case of a one-piece water-resistant case, if an incorrect setting lever for dial diameter is used, the winding stem cannot be pulled out or the movement cannot be set in the case. Attention must be paid to this point. (Refer to Fig. 2, Example of suitable setting lever)

- ☆ 383012..... Used for one-piece water-resistant case with round dial of diameter 28.50φmm.
- ☆ 383013.....
  - ① Used for one-piece water-resistant case with round dial of diameter 26.50φmm.
  - ② Used for screw or snap back water-resistant case and non-water-resistant case.
- ☆ 383014..... Used for one-piece water-resistant case with round dial of diameter 27.50φmm.

When the case is a square type water-resistant case or parts number of the setting lever is unknown or when ordering setting levers other than the above, specify ① Cal. No. ② number of jewels ③ dial No. and ④ case No.

**Date finger**

- ☆ 556005..... Two different shapes in the same part number (interchangeable).

**Date dial**

- ☆ 801017..... Used when both the crown and the date frame are located at 3 o'clock.

If the date dial is required in any other type, specify ① Cal. No. ② number of jewels ③ the crown position ④ the date frame position and ⑤ the dial No.

**Day star with dial disk**

- ☆ 870015 (English ↔ Japanese)..... Used when both the crown and the day frame are located at 3 o'clock.

If the day star with dial disk is required in any other type, specify the number printed on the disk.

**Holding ring for dial**

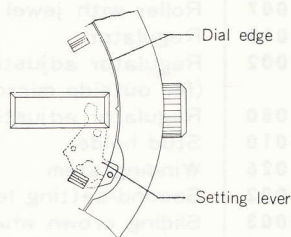
There are two types of holding ring for dial. These are identified according to the sectional shapes and the outside diameter (Refer to the diagram on the right).

If the parts number of the holding ring for dial is unknown or the sectional shape is different from the diagram on the right, specify ① Cal. No. ② number of jewels ③ dial No. and ④ case No.

(Fig. 1)



(Fig. 2)



(Example of suitable setting lever)  
Tail of the setting lever is located between the dial and the case.



[☆884018] [☆884019]

