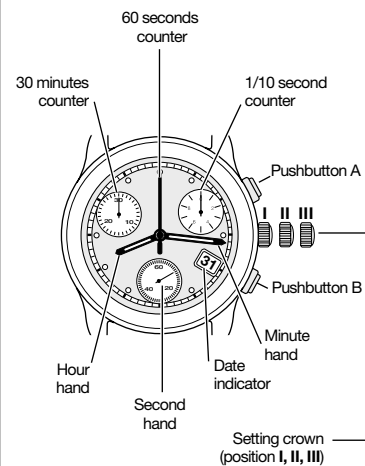


DISPLAY

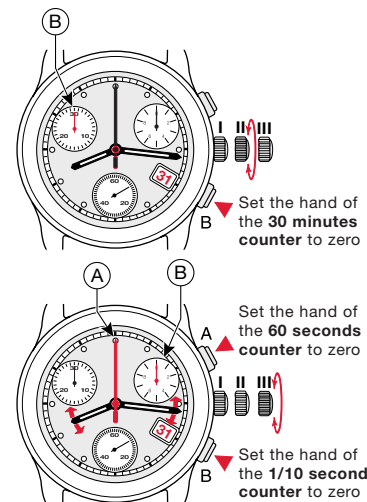
Watch hands



A

SETTING THE COUNTERS TO ZERO

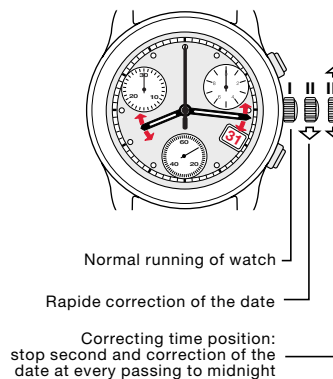
Setting crown in position II or III



B

SETTINGS

Crown 3 positions

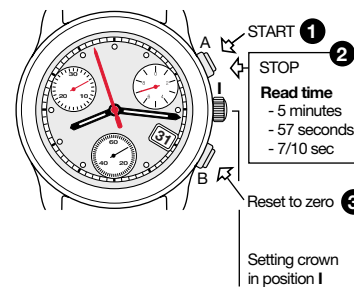


Note
Setting crown in position III : **STOP-SECOND**

C

TIMING MODE

Simple timing function



1 to **3** order of functions

WARNING
Before starting the time, put back the chronograph hands to their original position.
If necessary, see paragraph SETTING THE TIMERS TO ZERO.

D

GB USA

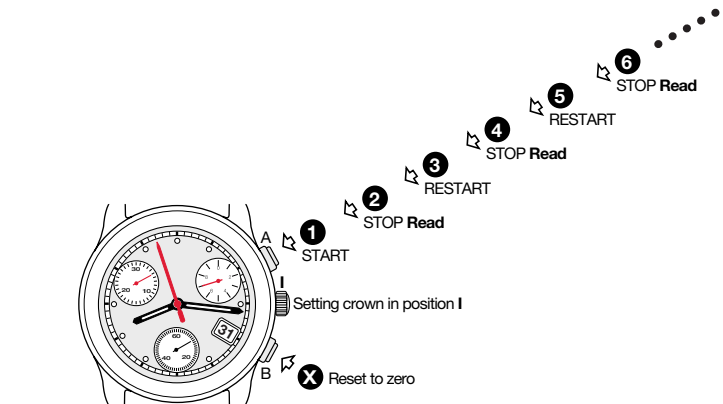
ETA G15.211
ETA G15.21A

Eta Swiss Quartz

289 318 - 01.09.2004 / ETA / 02

TIMING MODE

ADD function

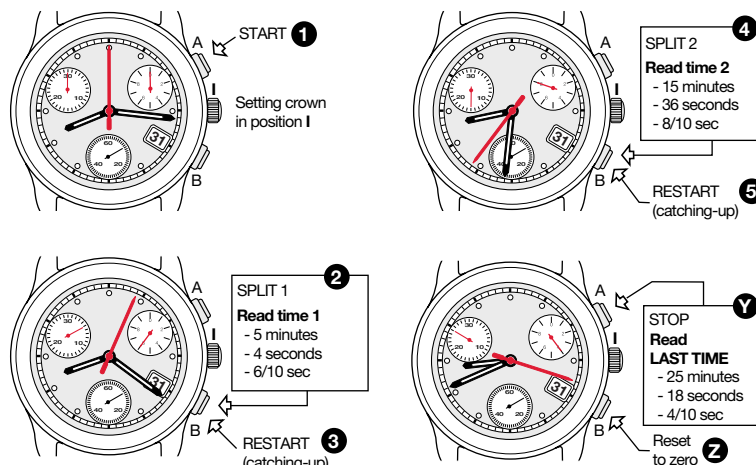


1 to **X** order of functions

E

TIMING MODE

SPLIT-TIME or INTERMEDIATE TIMES function



1 to **Z** order of functions

F